

Technical datasheet

SIBER® ERV EVO 1 Enthalpic




Ventilación inteligente


Compact High-Performance ERV Unit

The Siber DF EVO 1 enthalpic unit is a high performance double flow recovery unit with constant flow ventilation technology, centrifugal fan with direct current and forward inclined blades, thus ensuring constant flow, acoustic comfort, reduced electrical consumption, easy maintenance and optimum air quality.

+ TECHNICAL ADVANTAGES

- ✓ Partial humidity recovery
- ✓ Constant airflow technology
- ✓ Wide variety of filters
- ✓ Better energetic efficiency (up to 90%)
- ✓ Silent running
- ✓ 100% automatic by-pass
- ✓ Control through wireless connection
- ✓ 99% recyclable
- ✓ Passivhaus certificate 

+ VENTAJE POINTS

- ✓ Quick & easy installation
- ✓ Orientable connections, the best sealing
- ✓ No connection to the condensate drain
- ✓ Orientative guides on both laterals
- ✓ Vertical or Horizontal installation
- ✓ Perfectly parallel instalation
- ✓ No inclination needed for the condensation drain
- ✓ One unit, two modes (left/right) 

» Max. Airflow: 150 m³/h.



- » Enthalpy Recovery
- » Low Profile - Height 21 cm
- » Intelligent By-pass
- » Thanks to its aerodynamic desing, it reach a better airflow with less pression, **being more efficient energetically.**

AIR PURIFICATION SIBER

New filters for a high filtration of particles and smells

- ✓ Constant clean air
- ✓ Virus, mites, pollen free



ISO EPM1 55%
ISO EPM1 80%
ISO COARSE 65%

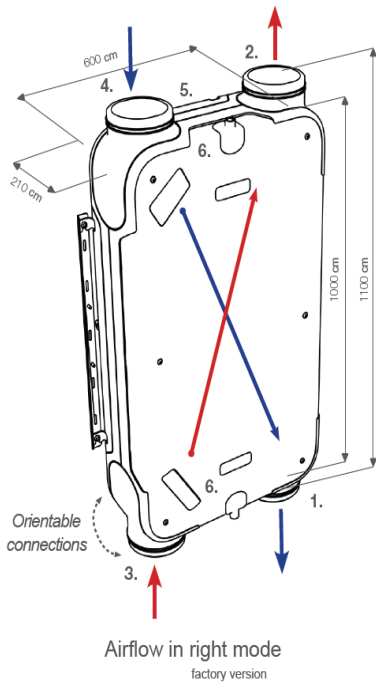


Carbon active filters



Combined filters

DIMENSIONS / AIRFLOW



CAPTION

1. Insufflation of new air to into house
2. Extraction of foul air
3. Extraction of foul air from the inside of the home
4. New air's intake from outside
5. Electrical connections
6. Condensation drain connection



*The enthalpy version has the 2 drains closed with two plugs, they must not be connected to the condensate drain

OPTIONAL SMART CONTROL ACCESSORIES

Smart wireless multicontrol remote Wireless remote 4 levels
New and wide rane of high efficiency filters
Smart wireless CO2 sensor
Smart wireless humidity sensor
Accesories for Smart Homes
EVO App: Allow a smart control of the unit and inside air quality

* Check our catalogue to see the full range of available accessories

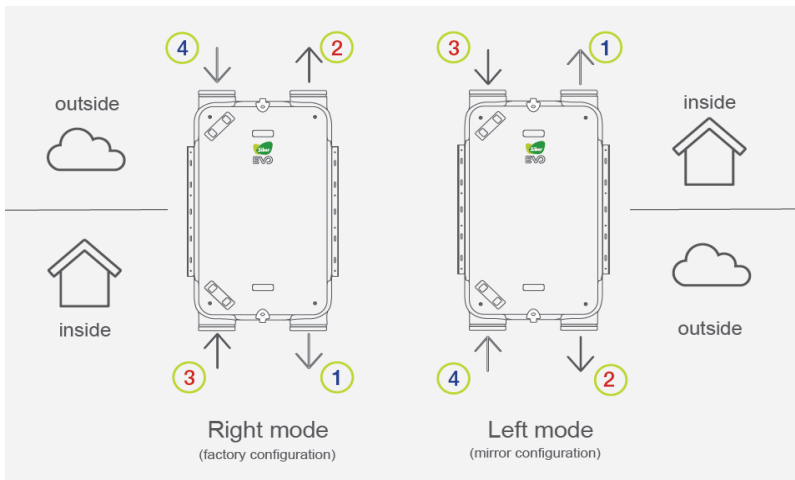
21 cm
8.2 inch



A height of only 21 cm / 8.2 inch
Optimize the space in false ceiling

0% PERFECTLY PARALLEL TO THE CELING

Its design allows to install it perfectly horizontally without the 2% degree inclination for the condensation drain



Caption

- ① Insufflation inside
- ② Expultopm outside
- ③ Extraction of foul air
- ④ New air intake

Convert your house into a Smart Home with Siber (optional)



Connectivity through:

KNX

Modbus

(Siber APP EVO connection from the ethernet gateway)



Look after the health of your family and yours, monitoring the Air Quality of your home!

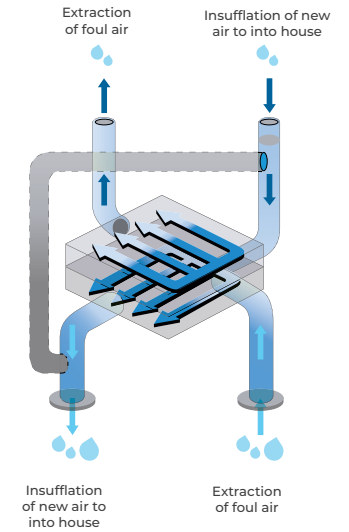
- ✓ Thanks to the smart control, you get a full online monitoring of the most essential functionalities.

TECHNICAL DATA

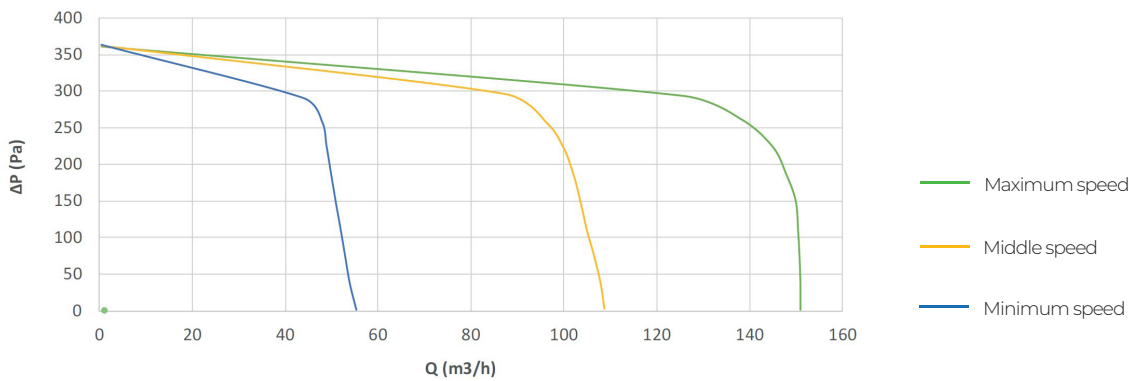
SIBER ERV EVO					
Voltage supply	230V/ 50 Hz				
Degree of protection	IP 40				
Dimensions (l x h x p)	1000 x 600 x 210 mm				
Connections diameter	Ø 160				
Condensation drains diameter	1/2"				
Weight	24 Kg				
Filter classification	Coarse 65% (G4)				
Fan position (factory presets)					"boost" mode
Mando control ON/OFF de velocidad variable	0	1	2	3	Max
Caudal de ventilación (m³/h)	30	75	100	140	150

Acoustic level SIBER® ERV EVO 1							
Airflow (m³/h)		50	75	100	150	150	
Acoustic level Lw (A)	Static pressure (Pa)	25	50	50	100	100	150
	Box irradiation (dB(A))	24	34	38	44	45	49
	Extraction duct (dB(A))	28	30	39	42	46	47
	Insufflation duct (dB(A))	42	50	53	56	61	64

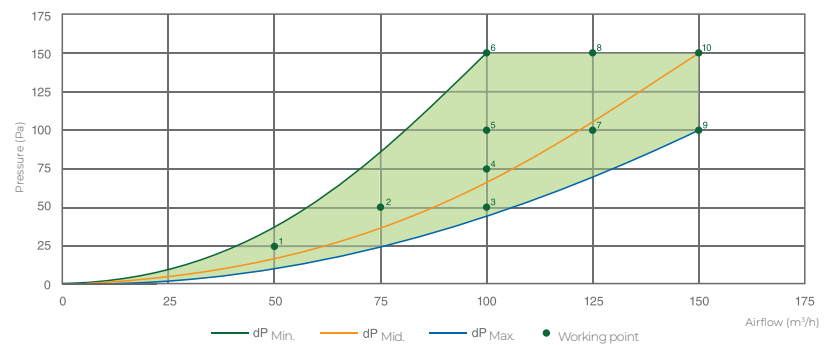
The enthalpic recovery operating principle



Airflow/Pressure Curve



Working points	AIRFLOW (m³/h)	PRESSURE (Pa)	POWER (W)	SFP (W/l/s)
1	50	25	9.24	0.67
2	75	50	15.37	0.74
3	100	50	20.55	0.74
4	100	75	24.52	0.88
5	100	100	28.87	1.04
6	100	150	37.62	1.35
7	125	100	37.13	1.07
8	125	150	46.07	1.33
9	150	100	48.14	1.16
10	150	150	58.25	1.40



SUSTAINABILITY



LOW CARBON FOOTPRINT




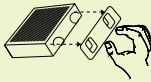
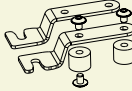




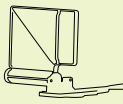


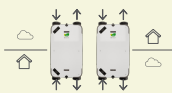
Reduction of gas emissions-greenhouse effect. Key step in managing the impact of climate change.



99,9% RECYCLABLE

Construction in expanded polypropylene and galvanized steel, being able to be recycled, reducing the consumption of resources and the degradation of the planet.

HIGH PERFORMANCE TECHNICAL CHARACTERISTICS

	DESCRIPTION	PICTURE
High performance heat exchanger	Enthalpic , cross flow heat exchanger	
Constant flow fans	Constant flow ventilation technology, direct current centrifugal fan and forward inclined blades.Thanks to this technology, constant flow, acoustic comfort, reduced electrical consumption, easy maintenance and optimum air quality are ensured.	
High efficiency filters(Optional gadgets)	It has the widest range of filtering on the market, to guarantee optimum air quality. DFFG4 - FILTER G4 CORSE 65% (2 filtros incluidos) DFFF7 - FILTER F7 EPM 1 55% DFFG4F7 - COMBINED FILTER G4 + F7 CORSE 65% - EPM 1 55% DFFCA - CARBON FILTER DFFF9 - FILTER F9 EPM 1 80% DFFG4F9 - COMBINED FILTER G4 + F9 CORSE 65% - EPM 1 80% DFFCAG4- CARBON FILTER + G4	
Easy maintenance	Easy access to filter cleaning, directly through the front panel. Simple access and removal of the heat exchanger and fans (recommended every 3 years).	
Quick and easy assembly	Mounting possible both on the ceiling and on the wall, with the possibility of installing the guides on all sides of the equipment thanks to the versatility of the silentblock hooks. Configuration of standard or inverted position of the equipment by reversing the directions of the mouths on both sides.	
High performance construction	Watertight internal construction in expanded polypropylene (PPE), and external in galvanized steel covered with RAL 9003 thermo-lacquered paint, guaranteeing acoustic and thermal insulation and air tightness.Possibility of recycling thanks to its 99% recyclable material, reducing the consumption of resources and the degradation of the planet.	
Adjustable connections	Modularity in the connection quickly and easily.The connections are designed to ensure maximum tightness. Double symmetric gasket that guarantees the tightness of the duct fit with the equipment.	
Low consumption	High performance motors with exclusive technology, ensuring the lowest energy consumption.	
Wireless regulation (Optional accessories)	<ul style="list-style-type: none"> Wireless intelligent multicontrol remote with electronic regulation and filterfouling indicator. 4-position wireless push-button control with LED filter fouling indicator.Smart 	
Smart bypass	The 100% automatic by-pass serves both in summer and winter to enjoy any favorable temperature situation inside the house without going through the heat exchanger. This management is automatic (factory configured).	
Gateway (home automation) (Optional accessories)	KNX - Modbus connectivity. Turn your home into a smart home.	
Siber APP EVO(Optional accessories)	Intelligent control system for online monitoring of the most important elements for the control and monitoring of indoor air quality in the home.	
Air Flows(right and left version)	Possibility of configuring the equipment in 2 versions. Right version (factory presets) and by activating the "mirror mode" we go to the left version in a simple step.	

Tel: 902 02 72 14
Tel. Int.: 0034 93 861 62 61
Fax: 902 02 72 16
Fax Int.: 0034 93 781 41 08
siber@siberzone.es
www.siberzone.es



Siber Zone, S.L.U.
Fábrica y Oficinas Centrales
Apdo. de Correos n.9
c/ Can Macià n.2
08520 Les Franqueses del Vallés
Barcelona - España