

Technical Datasheet

SIBER® MEV ECO HIGRO+



Variable flow rate CMV system

The **Siber MEV ECO HIGRO+** unit is conceived for the extraction of stale air with variable flow rate CMV system **in accordance with DIT n° 597R/18**. It is a multi-position unit which can be installed horizontally and vertically, and is especially recommended for suspended ceilings thanks to its low height.

TECHNICAL ADVANTAGES

- Very compact and light (manufactured in engineering polymer)
- Extraction flow rate up to 440 m³/h and pressure up to 350 Pa
- One 160 mm diameter exhaust outlet, with low load loss, meaning **low noise** and **low consumption**.
- IP X4 protection rating
- Speed regulation by cable or control (optional)
- Silent and low consumption operation
- Interior use only
- 0-10 V Control (CO₂ sensor)
- Home automation control
- Energy class B in accordance with EC regulation No 1253/2014

INSTALLATION ADVANTAGES

- 360° adjustable openings with maximum airtightness
- Fast, simple and multi-position installation
- Fixing system included with anti-vibration rubber bushing
- One 125 mm diameter connection to kitchen and one 160 mm diameter exhaust outlet
- Four 80 mm diameter connections for bathroom and toilet extraction
- Connections adaptable to any duct
- Removable cover to facilitate maintenance

SIBER® MEV ECO HIGRO+



CERTIFICATION:



+ Smart control^(*)

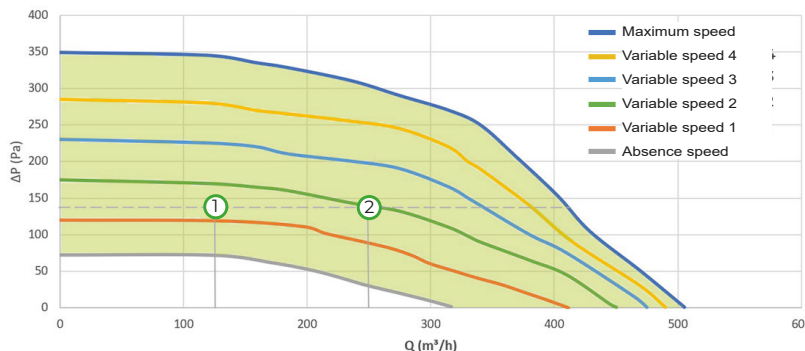
MAXIMUM FLOW RATE: 440 m³/h

Thanks to its aerodynamic design concept it achieves higher flow rates with less load losses.

Higher energy efficiency

(*) 0-10 V input for control by means of external sensor (CO₂, humidity, VOC, etc.) or management from a home automation unit.

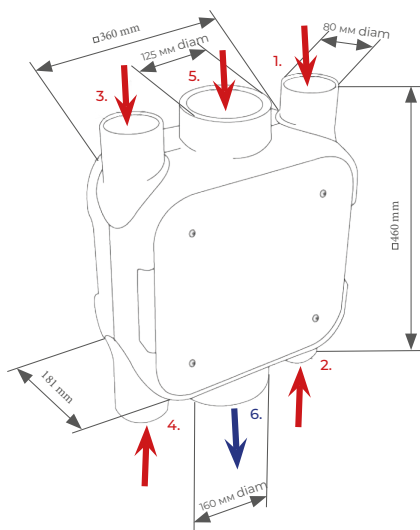
CHARACTERISTIC CURVE



Variable speed range between 20% and 100% EC Motor

Examples Working points	①	②
Flow rate (m ³ /h)	120	250
Pressure (Pa)	140	140
Consumption (W)	17	33

DIMENSIONS / AIR FLOWS



LEGEND

1. 80 mm diam extraction inlet
2. 80 mm diam extraction inlet
3. 80 mm diam extraction inlet
4. 80 mm diam extraction inlet
5. 125 mm diam extraction inlet
6. 160 mm diam exhaust outlet

INSTALLATION AND MAINTENANCE

RECOMMENDATION

- Clean the unit twice a year using a dry brush without force.

WARNING

- Do not leave the unit exposed to atmospheric agents
- Maximum usage temperature 40°C

Ducts

- Use rigid ducts.
- Recommendation in kitchens: 125 mm diam ducts (equivalent to 55x220mm rectangular duct)
- Recommendation in bathrooms and toilets: 100 mm diam ducts (equivalent to 55x110mm rectangular duct)
- Recommendation for exhaust: 150 mm diam ducts (equivalent to 90x180mm rectangular duct)
- Use Siber accessories to adapt the duct network to the unit.
- Use the necessary lengths to avoid the most number of elbows and thus reduce load losses.
- Use a straight duct section of 0.5 and 1 m (as a minimum) between the CMV unit and the extraction outlet.
- Ensure the proper fixing and airtightness of the ducts to prevent vibrations and losses.

Extraction outlets

- Use Siber humidity controlled extraction outlets
- In kitchens, bathrooms and toilets: flow rate in accordance with the requirements of CTE HS3 (Table 2.1).
- The Siber extraction outlets must be located in the wet rooms of the home, at least 10 cm from any corner (wall or ceiling) and at a minimum height from the ground of 1.8 m. Furthermore, they must not be obstructed in any way that could affect their operation.

Exhaust


- The exhaust duct must discharge the air directly to the roof of the building without mixing with any other form of independent ventilation.

ELECTRICAL CONNECTION

WARNING

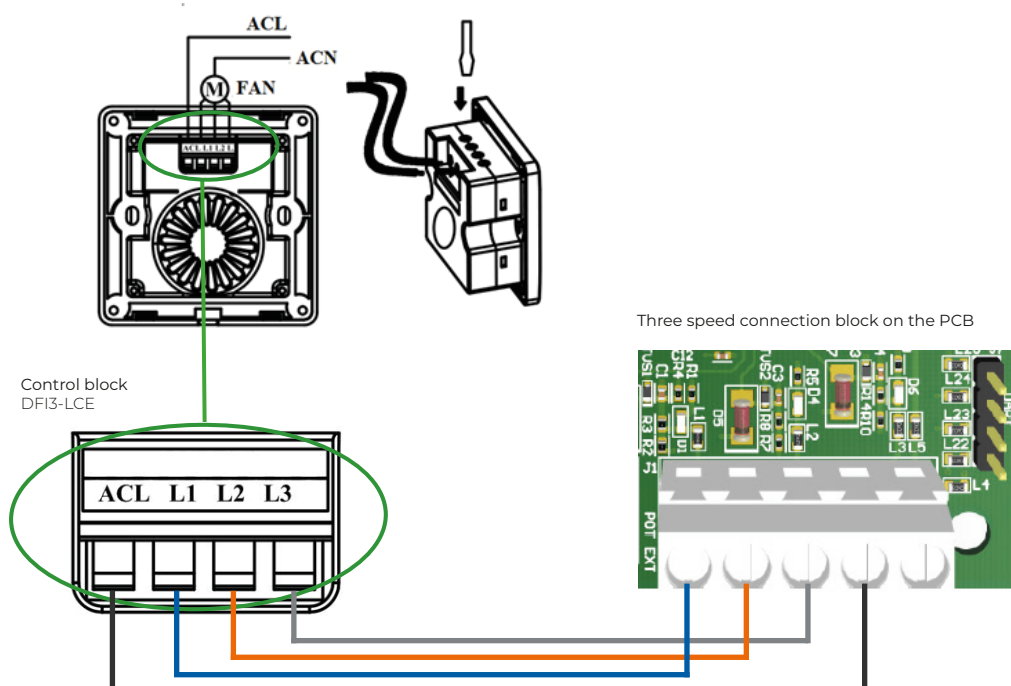
- Before carrying out any operation, disconnect the unit from the electricity mains and ensure that the power supply cannot be switched on accidentally.
- The power supply is by a 3x1.5 mm² doubly insulated cable, with a maximum external diameter of 13 mm.
- Strip the wires from 5 to 8 mm in a way that poses no risk of coming in contact with other cables or metal parts.
- The cable insulation must not be stripped.
- The connection to the electricity mains must be by means of a switch, of at least the omnipolar type with a minimum opening distance greater than 3 mm.
- It must be equipped with a manual resetting contact breaker device. If the device trips, the reset should be carried out with the unit disconnected from the power supply.
- Unit with multi-speed option

CONNECTED AT FIXED SPEED WITHOUT CONTROL



Variable speed adjustment selectors

CONNECTION WITH OPTIONAL 3 SPEED CONTROL



WARRANTY AND ENVIRONMENTAL PROTECTION

WARNING

- This equipment must be installed by persons with an appropriate qualification.
- The installation must be in accordance with standard CEI 64 8/ IEC 64/ CENELEC 384 and the relevant regulations.
- Each product that is part of this installation must comply with the standards applicable to it.



From the date of purchase, the unit is guaranteed for 3 years against any manufacturing defect. Within this framework, Siber guarantees the change or supply of parts acknowledged as defective after the assessment by the after-sales service.

In no case will the warranty cover additional costs, whether for travelling or compensation. The warranty does not cover damage due to an installation that does not comply with the "Unit installation manual", an improper installation or a repair attempt by unqualified personnel. In case of problems, contact your installer or supplier.

The unit is compliant with "Directives 2011/65/EC and 2012/19/EC on restrictions of the use of certain substances in electrical and electronic equipment as well as the disposal of waste", the product must be collected at the end of its useful life separately from other waste.



Warning: Only valid in the European Union For more information on the collection and treatment, contact the corresponding local administrations or where you made the purchase.

MAIN TECHNICAL CHARACTERISTICS

Description

Image

Constant pressure fans

Constant pressure fan technology, direct current centrifugal fan with blades inclined forwards. This technology ensures constant pressure, acoustic comfort, reduced electrical consumption, easy maintenance and optimal air quality.



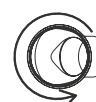
Fast and simple assembly

Fast and simple installation both on the ceiling and on the wall with horizontal or vertical multi-position fixing of the unit thanks to the versatility of the included hooks with rubber bushing, which efficiently cancel vibrations and noise in all the fixings to the installation.



360° Adjustable openings

Great versatility of the connection in a convenient, quick and simple way. The modularity of the adjustable openings is designed to ensure their maximum airtightness when fitting a duct to the unit.



High-performance construction

Sealed internal construction in engineering polymer, to guarantee sound insulation and maximum airtightness. Highly recyclable material, reducing the consumption of resources and environmental damage.



Low consumption

High-performance fan with exclusive technology which ensures lower energy consumption EC Motor



External regulation (optional)

Optional 3 position external control, with flush-mount box to facilitate its connection.

